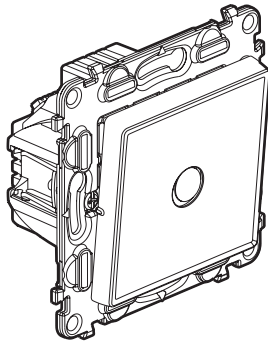
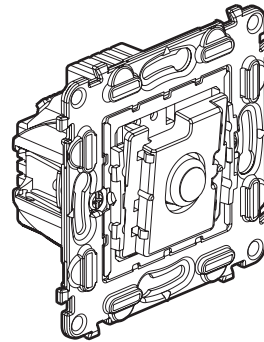


## Valena™ Life - Valena™ INMATIC Energy saving switch

Catalogue number(s): 7 520 65 - 7 521 65 - 7 522 65 - 7 523 65



7 521 65 - 7 522 65 - 7 523 65



7 520 65

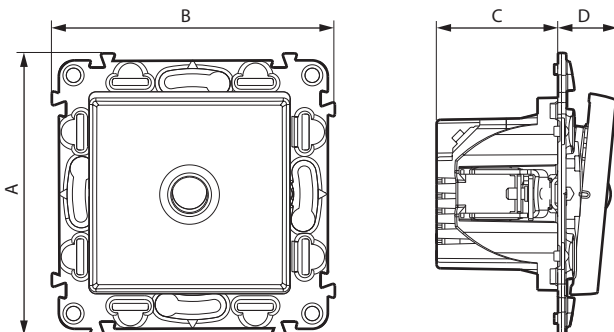
### 1. USE

This device works as a standard 2-way switch, but in addition, it switches off automatically the light after 10 minutes without movement detection. Particularly adapted to rooms where a light can stay switched on a long time when forgotten (basement, attic, laundry room, guest room) and rooms where user forgets regularly to switch off (child room...).

### 2. RANGE

Description	White	Ivory	Aluminium	Without rocker
Energy saver switch Mechanism supplied with support frame and cover plate, to be equipped with plate	7 521 65	7 522 65	7 523 65	-
Energy saver switch Mechanism supplied with support frame, to be equipped with plate	-	-	-	7 520 65
Rocker plate alone	7 547 10	7 547 11	7 547 12	-

### 3. OVERALL DIMENSIONS (mm)



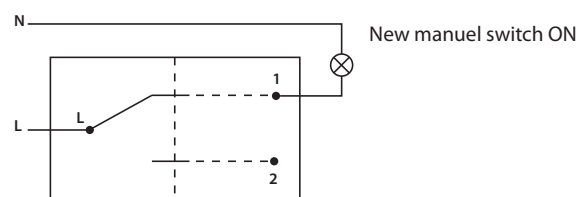
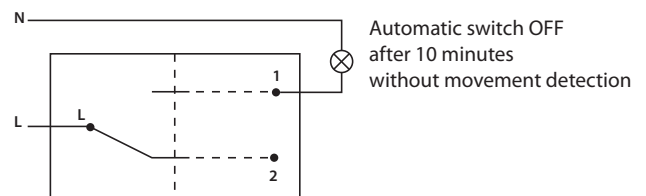
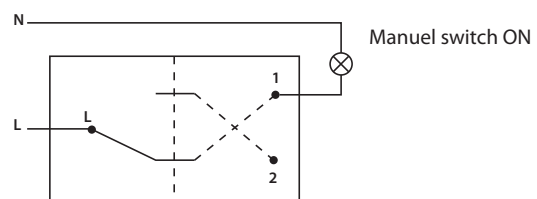
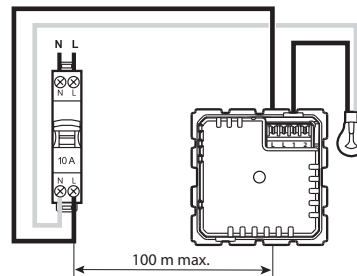
References	A	B	C	D
7 521 65 - 7 522 65 - 7 523 65	75	75	32.5	15
7 520 65	75	75	21.5	13.5

### 4. CONNECTION

Type of terminals: automatic  
 Terminal capacity: - L : 2 x 1.5 mm<sup>2</sup>  
 - L1 and L2 : 1 x 1.5 mm<sup>2</sup>  
 Stripping length: 8 mm

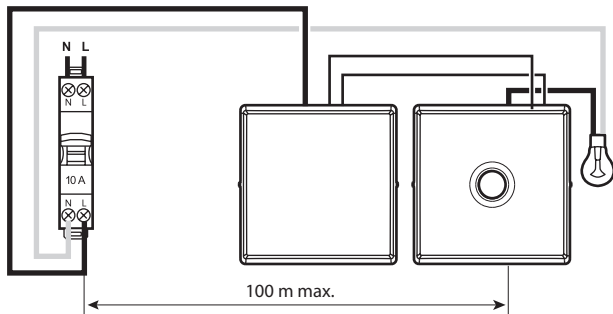
### 5. OPERATION

#### ■ 5.1 Energy saving switch



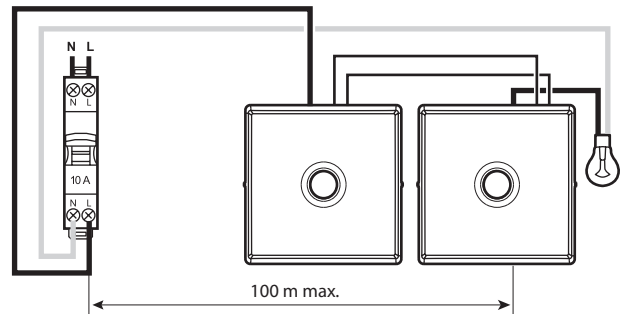
## 5. OPERATION (continued)

### ■ 5.2 Two-way switch + energy saving switch



The IR sensor is activated when the light is switched on from one of the two switches.  
The energy saving switch opens the circuit after 10 minutes with no movement detection.

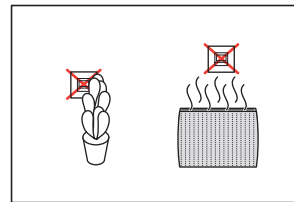
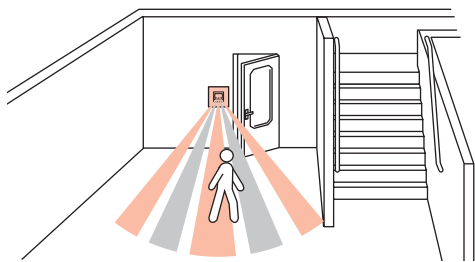
### ■ 5.3 Energy saving switch + energy saving switch



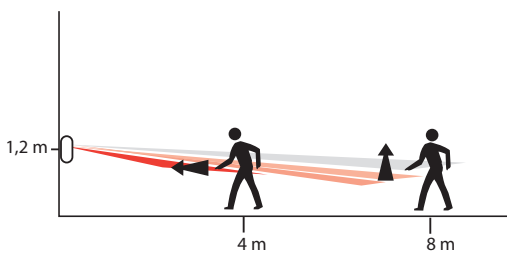
The IR sensor of the two switches are both activated when the light is switched on.  
The light will switch off when one of the two switches stays 10 minutes with no movement detection.

## 6. INSTALLATION

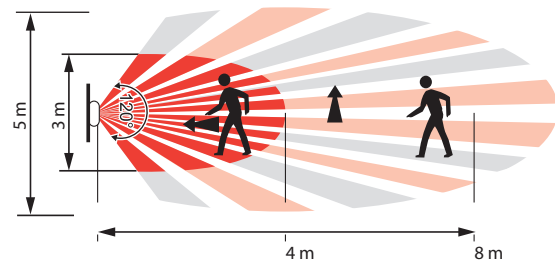
### Position



### Height: 1.20 m



### Detection angle: 120°



## 7. TECHNICAL FEATURES

### ■ 7.1 Protection class

Protection against mechanical impact: IK 02

Protection against solid bodies and liquids: IP 40 (assembled product) - IP 20 (without rocker plate)

### ■ 7.2 Material characteristics

Case: Polycarbonate

Colour: - White RAL 9003

- Ivory RAL 1013

- Aluminium

Material: - Rocker plate: Polycarbonate

- Halogen-free

- UV resistance

Material of the support frame: - Polycarbonate grey RAL 7037

- Halogen-free

Self-extinguishing: + 850°C / 30 s for insulating components holding in place live parts.















+ 650°C / 30 s for the other insulating components.

## 7. TECHNICAL FEATURES *(continued)*

### 7.3 Electrical characteristics

Frequency: 50 Hz

Table of admissible loads:

		R		L	C/L			
				 +	 +			<b>LED</b> 
								
230 V~	Max.	150 W	150 W	150 VA	150 VA	100 VA	650 mA	650 mA
	Min.	12 W	12 W	12 VA	12 VA	12 VA	50 mA	50 mA

**Important :** Take account of transformer losses when calculating power. Transformers must be loaded at more than 60% of their power.

**Note :** Possibility to mix any type of load on the same circuit.

### ■ 7.4 Climatic characteristics

Storage temperature: - 20° C to + 70° C

Usage temperature: - 5° C to + 45° C

## 8. MAINTENANCE

Clean the surface with a cloth.

Do not use: acetone, tar-removing cleaning agents or trichloroethylene.

**Caution:** Always test before using other special cleaning products.

## 9. STANDARDS AND APPROVALS

Compliant with installation and manufacturing standards.

See e-catalogue.